

These are key features in the conservation areas and the points relate to the numbered areas on the map.

**1** Both All Saints' Church, Harbridge and St Martin's Church, Ibsley were rebuilt around 1830 to '40. They have some original stonework remaining and other evidence is visible in the wonderful array of 18th century gravestones, two of which are listed at Ibsley. Ibsley Church is now redundant and about to be used as an office.



**2** Turner seems to be a village almost lost in time with its buildings all grouped around the pond and gravelled roads. The farmhouse has an impressive group of agricultural buildings which appear to be in the same style as others on the Somerley estate designed by Samuel Wyatt. The 19th century school was built by the Earl of Normanton to take 90 children from the estate and village and provide a house for the school mistresses.

**3** Each of these conservation areas contains a part of the Avon Valley Site of Special Scientific Interest. The river has a greater range of habitats and a more diverse flora and fauna than any other chalk river valley in Britain.

**4** The Old Beams Inn and Avon Cottage are cruck-framed buildings. Crucks are usually made from a tree sawn in half to give two identical pieces. Crucks carry the roof load to the ground directly rather than through the walls.

**5** Pevsner described Ibsley bridge as "A fine Georgian bridge of ashlar". It is made of dressed Purbeck stone and has been rebuilt from the foundations with two additional smaller arches. The arches have raised keystones and a raised string course runs across at road level from the flank walls.

**6** An avenue of holm oaks runs south along the old coach road from Harbridge Church towards Turner.

Key to Map  
 Listed Buildings  
 Site of Special Scientific Interest



Cruck frame of the Old Beams Inn



Cartshed, Harbridge Farm



Turner



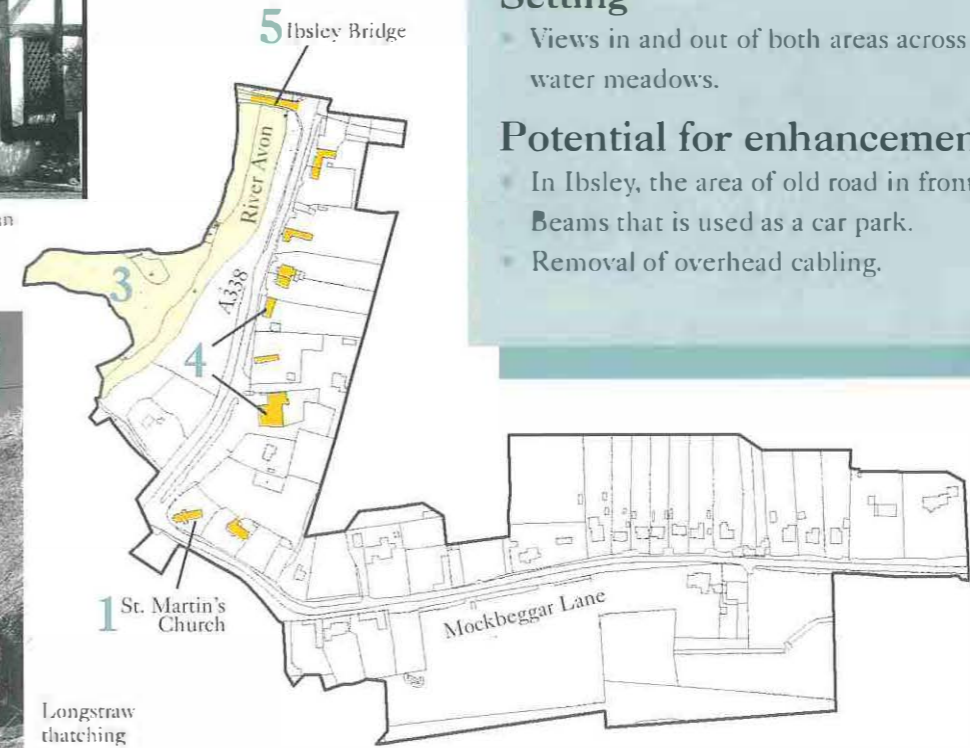
The school at Turner



Longstraw thatching



The Old Rectory, Harbridge



The road at Old Beams Inn



Traditional plain style thatch

These are some of the things that make Harbridge and Ibsley special - they need to be looked after:

### History

- The evidence of estate influence on both buildings and landscape particularly in Harbridge.

### Buildings

- Thatched, timber-framed cottages with brick infill.
- 19th century farm buildings of brick with slate roofs at Turner and along Mockbeggar Lane.
- The churches, very different in style, both rebuilt in the 19th century with their older rectories alongside.

### Archaeology

- In old established settlements there is always the likelihood of finding evidence of vanished buildings.

### Landscape/Townscape

- The River Avon and its water meadows.
- The gravelled tracks of Somerley estate.
- The parkland appearance to the fields around Turner with mature oaks.

### Setting

- Views in and out of both areas across the Avon and its water meadows.

### Potential for enhancement

- In Ibsley, the area of old road in front of The Old Beams that is used as a car park.
- Removal of overhead cabling.