

These are key features in the conservation area and the points relate to the numbered areas on the map.

- 1 Hazel farmhouse - a brick house of Flemish bond with purple headers - has 3 bays with a central front door and chimney stacks at either end.




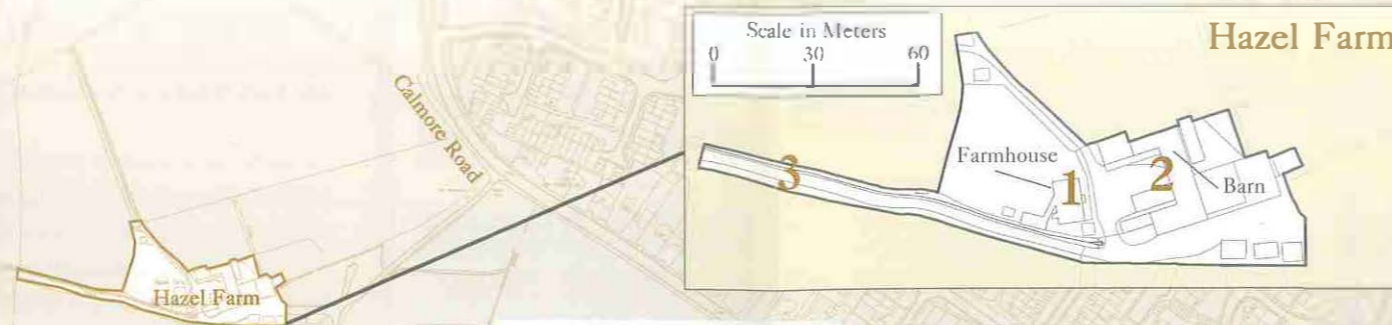
Hazel farmhouse today

- 2 The agricultural buildings at Hazel Farm are a good example of a compact 19th century farm layout. The tall staddle granary has a lot of character, and the barn has a fine, simple limewashed interior.

- 3 The sunken lane at Hazel Farm is the remnant of the old track to the hillfort at Tatchbury Mount, an important historic site in the area. Alongside are a number of impressive oak trees. As development of the area goes ahead this track will link into the new footpath system and the Greenroute.

- 4 Hanger farmhouse is a Grade II listed building. The original house has a substantial timber-frame of 3 bays plus a smoke bay - for the chimney. This is now encased in a brick skin with an extra bay at each end. The interior contains most of the original frame and many panels of wattle and daub. The front porch opens into a small lobby with doors either side leading to spacious living rooms each with a large fireplace. All the timber used in the building is of substantial size and it is hoped that future dendrochronology research - tree ring dating - will provide further clues to the history of this exciting building. Repair and reuse should be carried out sympathetically.

- 5 The 9-bay barn at Hanger Farm - listed Grade II - has a weather-boarded timber frame on a brick plinth. It has a queen strut roof originally covered with slate.



Timber staddle granary



Hazel Farm lies in a shallow valley



The farmbuildings at Hazel Farm

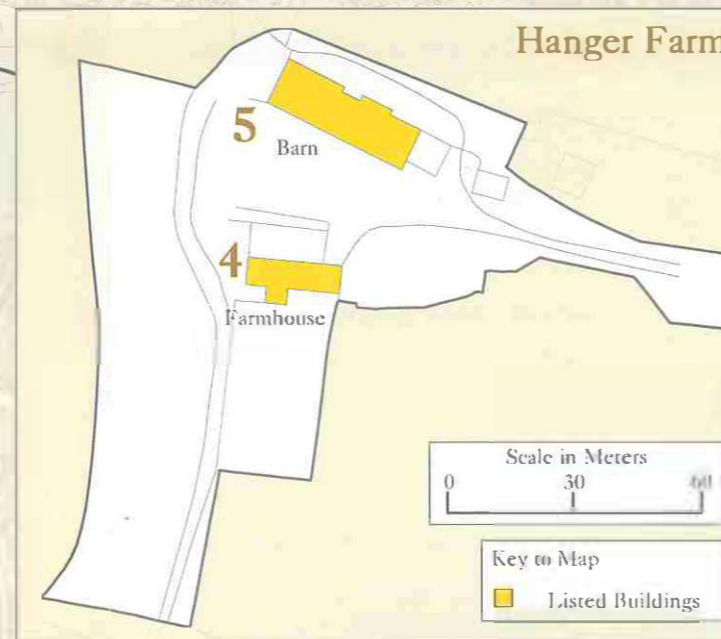


Central stack



Hanger farmhouse, circa 1930

Hanger farmhouse at Spring 1997



Hanger Farm barn, and a close-up of one of the trusses (right)



These are some of the things that make Hanger and Hazel Farms special - they need to be looked after:

History

- The layout of the farmyards and the surrounding footpath system.

Buildings

- Hanger farmhouse, has a substantial timber-frame with much original wattle panel infilling, a brick front in Flemish bond with purple headers and a handmade clay tile roof.
- The 9-bay timber-framed barn at Hanger Farm.
- Hazel farmhouse, brick in Flemish bond with purple headers and a slate roof.
- The unlisted 5-bay timber-frame and slate roofed barn at Hazel Farm together with the surrounding linked brick and timber farm buildings, including the timber-framed granary on staddle stones, all forming a farmyard group.

Archaeology

- The length of period of occupation makes Hanger Farm archaeologically important. Ground disturbance during development is likely to be of interest to archaeologists.

Landscape/Townscape

- The farmyard and the enclosed sunken lane passing Hazel Farm and on westwards towards Tatchbury are important spaces.
- There are several mature oak trees along the lane at Hazel Farm.

Setting

- Hazel Farm lies low in the landscape in a small valley overlooked by fields and Michigan Way.
- Hanger Farm will still be set in open space, with sports facilities and other recreational provision.

Potential for enhancement

- At present, suitable new uses, enabling full repair, must be found for the buildings.

The fine - even ornate - interiors survive unscathed at Hanger Farm

